



राजस्थान सरकार

PUBLIC HEALTH ENGINEERING DEPARTMENT

No.F-30/EE Mon-I/2014-15/368

Dated:1st July,2014

Shri Pankaj Jain

Secretary

Ministry of Drinking Water & Sanitation

247 "A" Wing, Nirman Bhawan,

Govt. of India, New Delhi.

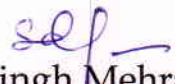
Sub: Tentative Action Plan to tackle drought like situation for arrangement of drinking water in affected districts the Rajasthan State

Ref: Your D.O. No. 2/2/ Secy (DWS)/ 2014 dated 9th June 2014

Keeping in view the guidelines given vide referred letter, this department has prepared proposals to tackle drought like situation in the State as a preliminary exercise. It is estimated that fund to the tune of Rs. 504.90 Crores (Rs. 359.10 Cr. in rural sector & Rs. 145.80 Cr. in urban sector) would be required for taking up the contingency works. A copy of the same is enclosed for your kind perusal and further necessary action.

Encl: As above.

Yours faithfully,


(Prem Singh Mehra)
Pr. Secretary, PHED


No.F-30/EE Mon-I/2014-15/ 368

Dated:01.07.2014

Copy to following for information:

1. PS to Joint Secretary, Ministry of Drinking Water & Sanitation, Govt. of India, 9th Floor, Paryavaran Bhawan, CGO Complex, New Delhi.
2. PS to Principal Secretary to Govt. PHED, Rajasthan, Jaipur
3. PS to Secretary to Govt. DMRD (relief department), Rajasthan, Jaipur

Encl: As above.


Pr. Secretary, PHED

ACTION PLAN FOR DROUGHT LIKE SITUATION FOR ARRANGEMENT OF DRINKING WATER IN FAMINE AFFECTED & OTHER DISTRICTS OF RAJASTHAN

The State of Rajasthan is the largest State of the country comprising 10% is the land area, 5% India's population but only 1% of country's water resources. The 91% schemes are based on ground water source and frequent failure of rains and non-availability of perennial source of water in most parts of the state, the situation further gets complicated due to over extraction of ground water & consequently due to depleting water table in the state. The amount of rainfall during Monsoon-2014 looks deficit for recharging of ground water sources for drinking water purpose. The districts having deficit and scanty rainfall so far, compared to previous years are as below:

S. No.	Category		No. of Districts			
			2014	2013	2012	2011
1	Abnormal (Abn)	60% or more	2	7	Nil	4
2	Excess (Exc)	20% to 59%	3	13	Nil	2
3	Normal (Nor)	19% to (-)19%	4	11	5	18
4	Deficit (Def)	(-)20% to (-)59%	4	2	19	8
5	Scanty (Sca)	(-)60% or less	20	Nil	9	1

During ongoing summer 2014, the State has already taken elaborate measures for combating the situation of drinking water crisis. A rigorous campaign for repair of Hand Pumps is already ongoing and 59587 Nos. of Hand Pumps in rural sector and 9748 Nos. in urban sector have been repaired since 01.04.2014. Transportation of water (TOW) by road is also resorted to in needy areas and presently TOW of 6998 tanker trips per day is being carried out in 4586 Nos. habitations in rural sector and 3724 trips per day in 54 Nos. towns in urban sector. In one town (namely Bhilwara), transportation of water by rail is being carried out by supplying average 50 wagons of water per day.

To access the situation of drinking water problem, a preliminary assessment has been made by field officers of PHED. As per information received from field

officers following number of habitations / towns are likely to get affected in coming months:-

Total Habitation	121133
➤ Habitations provided with less than 25% water of norms (10 lpcd)	7384
➤ Habitations provided with less than 50% and more than 25% water of norms (10 - 20 lpcd)	7805
➤ Habitations (MH+OH) already depending on transportation of water	4586
➤ Habitations likely to face drinking water crisis requiring transportation of water	8339

The status of availability of drinking water in towns in Rajasthan is briefly as below:

Total towns (including 6 towns maintained by other agencies)	222
➤ 6 Towns having interval of water supply	96 hours
➤ 20 Towns having interval of water supply	72 hours
➤ 63 Towns having interval of water supply	48 hours
➤ 127 Towns having interval of water supply	24 hours
Nos. of Towns, where transportation of water is already being carried out	54
No of Towns likely to require water transportation	119

As per preliminary survey & tentative estimates made by field officers, Additional Chief Engineers have submitted proposals for contingency works (post summer augmentation) in case of failure of Monsoon-2014 for taking up various activities in rural and urban areas. The measures include construction of Tube Wells, Single Phase Bore-wells, Hand Pumps, deepening of Open Wells, DCB, pipe line, Hiring of Private Wells and Transportation of Water by Road to mitigate the scarcity of drinking water in the state. The district wise compilation of the proposals as received is enclosed separately for urban and rural sectors as summarized below:-

Tentative Proposals for Contingency in Rural Sector


Works	Proposed Nos.	Amount (Rs. In Crores)
Tube Wells	1301	116.70
Single Phase Bore well	2319	69.99
Hand Pumps	4361	41.85
Other Works (DCB, HOW, OW, extension of pipe line & Pump set etc)	1683	76.20
Transportation of water by Road	in 8339 habitations	54.34
	Total	359.10

Tentative Proposals for Contingency in Urban Sector

Works	Proposed Nos.	Amount (Rs. In Crores)
Tube Wells	373	29.43
Single Phase Bore well	935	29.39
Hand Pumps	1339	12.15
Other Works (DCB, HOW, OW, extension of pipe line & Pump set etc)	771	43.34
TOW by Road	By road in 119 towns	31.46
	Total	145.80

Looking to likely failure of monsoon 2014, State is planning to take advance action and there may be need to extend the transportation of water by road even beyond 31.07.2014.

As per the aforesaid preliminary estimation, there may be need of additional funds to the tune of **Rs 504.90 Cr** (Rs. 145.80 Cr in Urban sector & Rs. 359.10 Cr in Rural sector) to mitigate drinking water supply problem in the already/ likely scarcity hit areas of Rural & Urban water supply. However estimates may increase depending on further worsening of the monsoon. The Government of India may consider and provide these additional funds to the State to combat the situation.


Chief Engineer (Rural)
PHED, Rajasthan, JAIPUR

**ACTION PLAN FOR DROUGHT LIKE SITUATION FOR RURAL & URBAN SECTOR IN FAMINE AFFECTED/
OTHER DISTRICTS FOR DRINKING WATER ARRANGEMENT DURING SUMMER 2014**

Urban Sector

(All Amount, Rs. in Lacs)

SN	Name of District	Tube Well		Hand Pump		Single Phase Borewell		Other Works*		Drinking Water Transportation			Grand Total (Lac Rs.)
		Nos.	Amount	Nos.	Amount	Nos.	Amount	No of Works	Amount	No. of Town	Tankers trip/day	Amount	
1	2	3	4	5	6	7	8	9	10	11	12	13	14
AJMER REGION													
1	Ajmer	0	0.00	170	136.00	95.00	380.00	18.00	120.00	6	155	52.76	688.76
2	Bhilwara	0	0.00	0	0.00	50.00	150.00	12.00	24.00	5	332	1857.60	2031.60
3	Nagaur	19	152.00	0	0.00	14.00	51.00	97.00	165.00	6	80	22.70	390.70
4	Tonk	12	87.50	125	100.00	90.00	235.00	8.00	98.00	0	0	0.00	520.50
SUB. TOTAL		31	239.50	295	236.00	249	816.00	135	407.00	17	567	1933.06	3631.56
BHARATPUR REG.													
1	Bharatpur	18	140.50	95	75.50	46	575.00	57	114.00	4	70	24.00	929.00
2	Dholpur	7	56.00	15	15.00	0	0.00	0	0.00	0	0	0.00	71.00
3	Karauli	15	130.00	40	44.00	40	124.00	10	125.00	2	120	27.00	450.00
4	S.Madhopur	8	80.00	40	40.00	30	60.00	12	120.00	1	50	15.00	315.00
SUB TOTAL		48	406.50	190	174.50	116	759.00	79	359.00	7	240	66.00	1765.00
BIKANER REGION													
1	Bikaner	3	60.00	0	0.00	0	0.00	0	131.67	4	10	2.45	194.12
2	Churu	16	96.00	0	0.00	9	27.00	15	93.00	5	59	14.16	230.16
3	Hanumangarh	20	99.00	46	23.00	0	0.00	14	114.00	0	0	0.00	236.00
4	Sr.Ganganagar	18	103.00	48	23.50	0	0.00	27	234.00	5	14	9.00	369.50
SUB TOTAL		57	358.00	94	46.50	9	27.00	56	572.67	14	83	25.61	1029.78
JAIPUR REGION													
1	Alwar	15	97.50	0	0.00	55	170.50	50	50.00	6	350	31.50	349.50
2	Dausa	25	175.00	145	130.00	30	90.00	16	800.00	4	385	115.50	1310.50
3	Jaipur\$	23	133.00	60	48.00	40	120.00	20	93.00	7	1370	303.20	697.20
4	Sikar	46	299.00	40	36.00	45	202.50	4	392.00	9	342	4.75	934.25
5	Jhunjhunu	59	511.00	2	1.40	3	12.00	124	432.64	2	900	4.00	961.04
SUB TOTAL		168	1215.50	247	215.40	173	595.00	214	1767.64	28	3347	458.95	4252.49
JODHPUR REGION													
1	Barmer	4	31.36	0	0.00	0	0.00	1	3.46	0	0	0.00	34.82
2	Jaisalmer	0	0.00	0	0.00	0	0.00	14	41.00	1	4	4.72	45.72
3	Jalore	11	160.00	27	47.70	9	18.00	17	58.00	2	18	9.00	292.70
4	Sirohi	4	60.00	50	50.00	0	0.00	6	32.00	4	10	165.00	307.00
5	Jodhpur	5	46.50	0	0.00	0	0.00	3	57.52	0	0	0.00	104.02
7	Pali	10	110.00	42	84.00	236	283.10	66	286.80	4	56	82.08	845.98
SUB TOTAL		34	407.86	119	181.70	245	301.10	107	478.78	11	88	260.80	1630.24
KOTA REGION													
1	Baran	4	28.00	29	29.70	22	66.00	14	49.00	3	53	17.00	189.70
2	Bundi	3	16.50	25	20.00	14	45.50	11	67.50	6	32	2.88	152.38
3	Jhalawar	0	0.00	50	55.00	12	60.00	14	66.50	4	50	4.53	186.03
4	Kota	2	12.00	20	14.00	16	40.00	31	60.25	10	47	16.25	142.50
SUB TOTAL		9	56.50	124	118.70	64	211.50	70	243.25	23	182	40.66	670.61
UDAIPUR REGION													
1	Banswara	0	0.00	20	14.00	0	0.00	6	18.00	0	0	0.00	32.00
2	Chittorgarh	6	60.00	65	52.00	35	105.00	63	87.50	6	135	64.35	368.85
3	Dungarpur	5	50.00	30	21.00	0	0.00	10	50.00	0	0	0.00	121.00
4	Pratapgarh	2	20.00	35	36.00	0	0.00	7	60.70	2	220	68.64	185.34
5	Rajsamand	3	30.00	40	40.00	14	35.00	9	85.00	4	120	50.40	240.40
6	Udaipur	10	100.00	80	80.00	30	90.00	15	205.00	7	270	177.86	652.86
SUB TOTAL		26	260.00	270	243.00	79	230.00	110	506.20	19	745	361.25	1600.45
G.TOTAL		373	2943.86	1339	1215.80	935	2939.60	771	4334.54	119	5252	3146.33	14580.13

NB: \$ excluding Jaipur City

**ACTION PLAN FOR DROUGHT LIKE SITUATION FOR RURAL & URBAN SECTOR IN FAMINE AFFECTED/
OTHER DISTRICTS FOR DRINKING WATER ARRANGEMENT DURING SUMMER 2014**

Rural Sector

(All Amount, Rs. in Lacs)

SN	Name of District	Tube Well		Hand Pump		Single Phase Borewell		Other Works*		Drinking Water Transportation			Grand Total (Lac Rs.)
		Nos.	Amount	Nos.	Amount	Nos.	Amount	No of Works	Amount	No. of villages/ Dhanies	Tankers trip/day	Amount	
1	2	3	4	5	6	7	8	9	10	11	12	13	14
AJMER REGION													
1	Ajmer	32	196.00	310	265.00	230	1070.00	23	270.00	629	900	553.72	2354.72
2	Bhilwara	0	0.00	0	0.00	170	510.00	43	86.00	597	967	522.18	1118.18
3	Nagaur	95	760.00	40	40.00	60	211.00	147	340.00	439	696	116.00	1467.00
4	Tonk	10	75.00	247	197.60	90	225.00	15	77.00	155	260	58.53	633.13
	SUB. TOTAL	137	1031.00	597	502.60	550	2016.00	228	773.00	1820	2823	1250.43	5573.03
BHARATPUR REG.													
1	Bharatpur	74	556.00	425	430.00	110	360.00	131	142.63	162	187	32.97	1521.60
2	Dholpur	10	80.00	100	100.00	0	0.00	10	20.00	20	40	60.00	260.00
3	Karauli	35	275.00	160	172.00	110	346.00	14	130.00	330	800	120.00	1043.00
4	S.Madhupur	18	180.00	150	150.00	75	225.00	10	100.00	20	300	100.00	755.00
	SUB TOTAL	137	1091.00	835	852.00	295	931.00	165	392.63	532	1327	312.97	3579.60
BIKANER REGION													
1	Bikaner	75	1126.00	15	5.25	12	91.00	46	333.00	75	96	93.00	1648.25
2	Churu	30	180.00	37	29.60	22	66.00	27	95.00	75	102	42.84	413.44
3	Hanumangarh	34	175.00	75	37.50	15	30.00	51	141.00	60	12	60.00	443.50
4	Sr.Ganganagar	68	166.00	120	65.00	0	0.00	122	205.00	51	61	33.50	469.50
	SUB TOTAL	207	1647.00	247	137.35	49	187.00	246	774.00	261	271	229.34	2974.69
JAIPUR REGION													
1	Alwar	23	149.50	30	30.00	160	496.00	85	85.00	100	320	28.80	789.30
2	Dausa	85	625.00	270	243.00	125	375.00	20	800.00	166	505	160.00	2203.00
3	Jaipur	26	156.00	286	225.50	86	257.00	50	309.00	741	1735	269.17	1216.67
4	Sikar	140	910.00	170	153.00	170	765.00	4	845.00	415	739	9.97	2682.97
5	Jhunjhunu	214	2053.00	121	100.70	30	105.00	273	837.90	95	100	30.60	3127.20
	SUB TOTAL	488	3893.50	877	752.20	571	1998.00	432	2876.90	1517	3399	498.54	10019.14
JODHPUR REGION													
1	Barmer	4	31.36	0	0.00	0	0.00	1	3.46	0	0	0.00	34.82
2	Jaisalmer	0	0.00	0	0.00	0	0.00	14	41.00	1	4	4.72	45.72
3	Jalore	11	160.00	27	47.70	9	18.00	17	58.00	2	18	9.00	292.70
4	Sirohi	4	60.00	50	50.00	0	0.00	6	32.00	4	10	165.00	307.00
5	Jodhpur	117	1745.98	32	138.93	158	224.74	90	1106.15	277	152	239.39	3455.19
7	Pali	105	1121.45	98	197.40	330	393.50	102	499.94	449	783	800.02	3012.31
	SUB TOTAL	241	3118.79	207	434.03	497	636.24	230	1740.55	733	967	1218.13	7147.74
KOTA REGION													
1	Baran	7	49.00	165	194.75	61	201.00	27	133.00	67	76	58.00	635.75
2	Bundi	10	55.00	93	74.40	44	143.00	13	110.00	49	112	10.08	392.48
3	Jhalawar	5	75.00	116	127.60	79	395.00	44	8.46	116	277	46.41	652.47
4	Kota	10	60.00	100	70.00	50	125.00	30	60.00	86	230	124.20	439.20
	SUB TOTAL	32	239.00	474	466.75	234	864.00	114	311.46	318	695	238.69	2119.90
UDAIPUR REGION													
1	Banswara	0	0.00	80	56.00	16	64.00	20	60.00	150	200	42.00	222.00
2	Chittorgarh	15	150.00	150	129.00	22	66.00	143	132.00	288	435	142.56	619.56
3	Dungarpur	11	110.00	129	90.30	0	0.00	30	120.00	225	225	48.82	369.12
4	Pratapgarh	6	60.00	280	280.00	20	60.00	24	115.00	380	1250	382.00	897.00
5	Rajsamand	7	70.00	210	210.00	35	87.50	21	85.00	395	802	336.84	789.34
6	Udaipur	20	260.00	275	275.00	30	90.00	30	240.00	1720	1295	734.27	1599.27
	SUB TOTAL	59	650.00	1124	1040.30	123	367.50	268	752.00	3158	4207	1686.49	4496.29
	G.TOTAL	1301	11670.29	4361	4185.23	2319	6999.74	1683	7620.54	8339	13689	5434.59	35910.39

* includes deepening of borewells/ hiring of sources/ replacement of pipelines/ pumps etc.