

कार्यालय प्रमुख अभियंता
लोक स्वास्थ्य यांत्रिकी विभाग
छत्तीसगढ़ रायपुर

कमांक 4346/त.शा./प्र.अ./लो.स्वा.यां.वि./2014

रायपुर, दिनांक 16-6-14

प्रति

संयुक्त निदेशक,
स्टेट/एम एण्ड ई,
भारत सरकार,
पेयजल एवं स्वच्छता मंत्रालय,
नई दिल्ली.


विषय :- State Draught Contingency Plan (State-wise, Districts-wise) as a mitigation measure for the year 2014-15 regarding.

संदर्भ:- भारत सरकार, पेयजल एवं स्वच्छता मंत्रालय का पत्र कमांक क्यू-14018/54/2013-डीडब्ल्यूएस (स्टेट) नई दिल्ली दि. 9 जून 2014

विषयांतर्गत मौसम विभाग की भविष्यवाणी अनुसार छत्तीसगढ़ प्रदेश में सामान्य से कम वर्षा की आशंका का आंकलन करते हुए संदर्भित पत्रानुसार राज्य में सूखे की आशंका में ग्रामीण अंचलों के हितग्राहियों को पेयजल सुनिश्चित कराने हेतु आकस्मिक निधि योजना अनुमानित लागत रु. 5210.00 लाख की कार्य योजना तैयार की गई है जिसे संलग्न कर आपकी ओर आवश्यक कार्यवाही हेतु प्रस्तुत है।

सहपत्र - उपरोक्तानुसार।

(कार्ययोजना एक प्रति में)


प्रमुख अभियंता
लोक स्वास्थ्य यांत्रिकी विभाग
छत्तीसगढ़ रायपुर
रायपुर, दिनांक 16-6-14

पृ० कमांक /त.शा./प्र.अ./लो.स्वा.यां.वि./2014
प्रतिलिपि:-

सचिव, छ०ग० शासन, लोक स्वास्थ्य यांत्रिकी विभाग, मंत्रालय, महानदी भवन, नया रायपुर की ओर भारत सरकार के संदर्भित पत्र के तारतम्य में सूचनार्थ प्रेषित।

सहपत्र - उपरोक्तानुसार।


(कार्ययोजना एक प्रति में)

प्रमुख अभियंता
लोक स्वास्थ्य यांत्रिकी विभाग
छत्तीसगढ़ रायपुर

**PUBLIC HEALTH ENGINEERING DEPARTMENT
CHHATTISGARH, RAIPUR.**

TECHNICAL REPORT

1. **Name of Work :-** Contingent plan to mitigate possible draught situation in State of Chhattisgarh.
2. **Estimated Cost :-** Rs. 5210.00 lacs
(Rs. Five thousand two hundred & ten lacs only)
3. **Present status :-** State of Chhattisgarh is sub-divided into 27 districts & is further sub divided in to 146 administrative blocks. The present population of C.G. state in Rural areas is about 19607961 souls. At present 2,42,633 hand pumps are installed by which peoples living in rural areas are getting drinking water. In addition to this 4965 PWSS / SWSS is also available in rural areas.
4. **Necessity :-** As per various forecast, it is presume that in coming rainy season there will be remarkable less than average rainfall in C.G. state. If such presumptions/ forecast proves true, then there will be acute water crises in the state. Most of the Hand pumps will be defunct due to lowering of water table. If such situation arises then rural people will be definitely deprive to their rights to get sufficient and quality water.
5. **Proposals :-** If such situations is discuss above prevails, a few remedial measures have to be taken up. A contingent plan is proposed as below :-
 - i) New tube wells have to be drilled in draught prone areas.
 - ii) Additional Source Development for PWSS and Spot Source Water Supply Schemes by drilling of deep tube wells.
 - iii) In tube wells having sufficient yield but deeper water level, riser pipes are to be increase in the hand pumps.
 - iv) Installation of single phase submersible pumps in sufficient nos. to provide continuous water supply in villages.
 - v) Hydro fracturing/ blasting in tube wells is proposed, where less yield obtained.
 - vi) Extension of supply pipe lines in villages having PWSS/ SWSS.
 - vii) Maintenance vehicle will be hire for speedy relive.
 - viii) Repairing/ replacement of power pumps in existing PWSS/SWSS.
6. **Fund :-** The above proposal will be executed as per funds made available by Govt. of India.


16-5-14
Engineer in Chief
Public Health Engg. Deptt.
Chhattisgarh, Raipur.

**PUBLIC HEALTH ENGINEERING DEPARTMENT
CHHATTISGARH, RAIPUR.**


Contingent plan to mitigate possible draught situation in State of Chhattisgarh.

General Abstract

				(Rs. in lacs)
S.no.	Description of works	Quantity	Rate	Amount
1.	Provision for drilling of deep tube wells & installation of hand pumps complete.	3000 nos.	0.75 each	2250.00
2.	Provision for Additional Source Development for PWSS and Spot source Water supply schemes by drilling of deep tube wells.	1000 nos.	0.75 each	750.00
3.	Provision for extension of Riser pipes along with connecting rods & labour.	1,20,000 mtrs.	0.003 per mtr.	360.00
4.	Provision for installation of single phase submersible pump complete including labour.	2500 nos.	0.55 each	1375.00
5.	Provision for hydro fracturing/ blasting in tube wells having less yield.	2000 nos.	0.14 each	28.00
6.	Provision for extension of supply pipe lines (UPVC 6 kg. pressure including cost of labour complete) in villages having PWSS/ SWSS.	75 kms.	3.00 per km.	225.00
7.	Provision for hire charges of maintenance vehicle for 4 months. (2000x30x6 = 3.60 lakhs)	27 nos.	3.60 each	97.20
8.	Provision for repairing/ replacement of power pumps in existing PWSS/SWSS	500 nos.	0.25 each	125.00
	Total -			5210.20 lakhs

Say Rs. 5210.00 lacs

(Rs. Five thousand two hundred & ten lacs only)


16.6.14
Engineer in Chief
Public Health Engg. Deptt.
Chhattisgarh, Raipur.

Contingent plan to mitigate possible draught situation in State of Chhattisgarh

(Rs. In Lakh)

Sl. No.	District	No. Of Tube well as on 31-03-2014	Increase of riser pipes in Hand Pumps			Installation of Power Pumps on Tube Wells		Hydrofracturing of unsuccess full & less yield tube wells		Drilling of Deep tube wells & Instalation of Hand Pumps		No. Of PWSS	No. Of Spot source	Total Scheme (12+13)	Provision for Additional Source Development for PWSS and Spot source Water supply schemes by drilling of deep tube wells		Provision for extention of supply pipe lines (UPVC 6 kg. Pressure including cost of labour complete) in villages having PWS/SWSS (Rs.)00 lakh per K.m.)		Provision for hire charges of maintenance vehicle for 6 months (2000 x 30 x 6= 3.60 lac)		Provision for repairing/replacement of power pump in existing PWSS/SWSS		Total (Rs. In lakh)
			No. Of Hand Pumps	Length of Riser pipes (in mtr.)	Cost of materials & labour charge	Nos.	Cost of materials & labour charges	No. Of T.W.	Cost of Hydrofracturing	Nos.	Cost of T.W.				No. Of Tube wells	Amount	Pipe line in K.m.	Amount	No. Of vehicles	Amount	No. Of Power pump	Amount	
Raipur Zone Raipur																							
1	Raipur	7557	800	4800	14.40	68	37.40	56	7.84	84	63.00	150	66	216	40	30.00	3	9.00	1	3.60	20	5.00	170.24
2	Balodabazar	9383	600	3600	10.80	102	56.10	84	11.76	126	94.50	123	147	270	40	30.00	3	9.00	1	3.60	25	6.25	222.01
3	Gariyaband	8144	550	3300	9.90	85	46.75	70	9.80	105	78.75	86	76	162	25	18.75	3	9.00	1	3.60	15	3.75	180.30
4	Dhamtari	8782	479	2874	8.62	68	37.40	56	7.84	64	48.00	85	242	327	50	37.50	5	15.00	1	3.60	30	7.50	165.46
5	Mahasamund	10439	583	3498	10.49	85	46.75	70	9.80	85	63.75	135	214	349	50	37.50	5	15.00	1	3.60	35	8.75	195.64
6	Durg	4765	900	5400	16.20	51	28.05	42	5.88	63	47.25	95	21	116	20	15.00	2	6.00	1	3.60	10	2.50	124.48
7	Bemetara	4915	450	2700	8.10	68	37.40	56	7.84	84	63.00	106	52	158	25	18.75	2	6.00	1	3.60	15	3.75	148.44
8	Balod	6524	400	2400	7.20	85	46.75	70	9.80	105	78.75	135	74	209	40	30.00	2	6.00	1	3.60	20	5.00	187.10
9	Rajnandgaon	16271	1200	7200	21.60	153	84.15	126	17.64	189	141.75	185	513	698	80	60.00	5	15.00	1	3.60	65	16.25	359.99
10	Kabirdham	10183	800	4800	14.40	86	47.30	56	7.84	84	63.00	76	188	264	40	30.00	2	6.00	1	3.60	30	7.50	179.64
Jagdalpur Zone Jagdalpur																							
11	Baster	9768	1050	6300	18.90	119	65.45	78	10.92	147	110.25	69	64	133	40	30.00	2	6.00	1	3.60	10	2.50	247.62
12	Kondagaon	7996	700	4200	12.60	85	46.75	70	9.80	105	78.75	49	13	62	15	11.25	1	3.00	1	3.60	6	1.50	167.25
13	Narayanpur	2130	700	4200	12.60	34	18.70	28	3.92	42	31.50	6	13	19	5	3.75	0	0.00	1	3.60	2	0.50	74.57
14	Dantewada	5455	850	5100	15.30	68	37.40	56	7.84	84	63.00	15	15	30	10	7.50	0	0.00	1	3.60	5	1.25	135.89
15	Sukma	4602	550	3300	9.90	51	28.05	42	5.88	63	47.25	12	9	21	5	3.75	0	0.00	1	3.60	3	0.75	99.18
16	Bijapur	6199	550	3300	9.90	68	37.40	56	7.84	84	63.00	5	2	7	5	3.75	0	0.00	1	3.60	2	0.50	125.99
17	Kanker	10450	900	5400	16.20	119	65.45	74	10.36	147	110.25	58	75	133	40	30.00	3	9.00	1	3.60	10	2.50	247.36
Bilaspur Zone Bilaspur																							
18	Bilaspur	11498	950	5700	17.10	119	65.45	98	13.72	147	110.25	175	105	280	50	37.50	5	15.00	1	3.60	30	7.50	270.12
19	Mungeli	5546	700	4200	12.60	51	28.05	42	5.88	63	47.25	43	36	79	15	11.25	2	6.00	1	3.60	15	3.75	118.38
20	Korba	12027	850	5100	15.30	85	46.75	70	9.80	105	78.75	69	73	142	30	22.50	2	6.00	1	3.60	15	3.75	186.45
21	Janjgir-Champa	11794	850	5100	15.30	153	84.15	126	17.64	189	141.75	164	177	341	60	45.00	5	15.00	1	3.60	30	7.50	329.94
22	Raigarh	13446	1050	6300	18.90	153	84.15	126	17.64	189	141.75	238	173	411	70	52.50	5	15.00	1	3.60	40	10.00	343.54
23	Jashpur	14459	650	3900	11.70	136	74.80	112	15.68	142	106.50	79	64	143	40	30.00	3	9.00	1	3.60	15	3.75	255.03
24	Sarguja	10120	875	5250	15.75	119	65.45	98	13.72	147	110.25	24	81	110	50	37.50	4	12.00	1	3.60	10	2.50	260.77
25	Balrampur	9377	763	4578	13.73	102	56.10	84	11.76	126	94.50	26	38	64	60	45.00	4	12.00	1	3.60	15	3.75	240.44
26	Surajpur	10289	800	4800	14.40	102	56.10	84	11.76	126	94.50	44	27	71	60	45.00	5	15.00	1	3.60	15	3.75	244.11
27	Koriya	10514	450	2700	8.10	85	46.75	70	9.80	105	78.75	61	70	131	35	26.25	2	6.00	1	3.60	12	3.00	182.25
Total		242633	20000	120000	360.00	2500	1375.00	2000	280.00	3000	2250.00	2318	2628	4946	1000	750.00	75	225.00	27	97.20	500	125.00	5462.20